

WINCON95B + WINPIEB

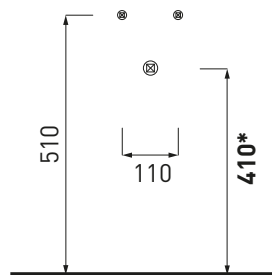
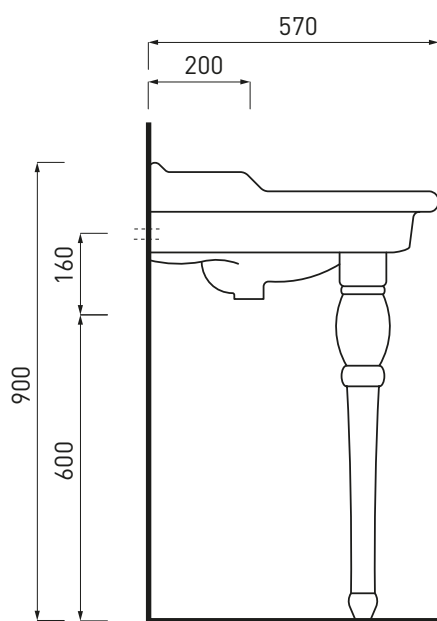
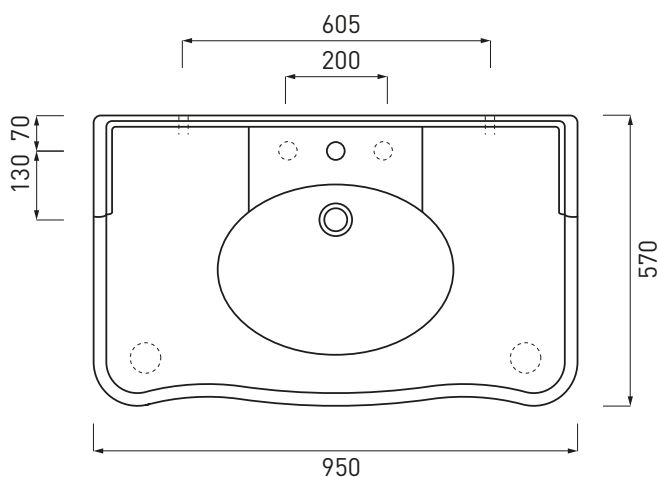


Consolle 95
 Console 95
 Consolla 95
 Plan intégré 95
 Waschtischkonsole 95

Kg. 40,00 + Kg 3,25



DoP No. 14688.01



*con sifoni Cielo ART. **SISP**
 *with Cielo siphon ART. **SISP**